

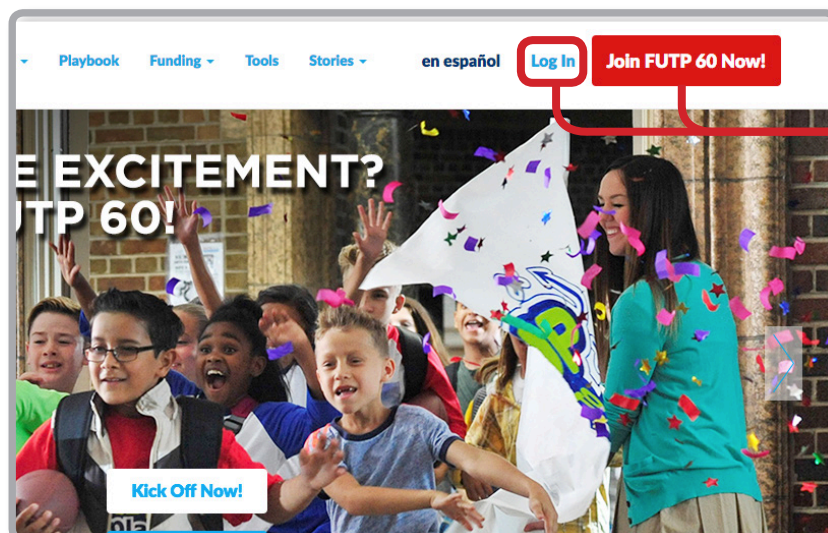


FuelUpToPlay60.com

General Information Guide

Get in the game! Create an account on FuelUpToPlay60.com!

Use this guide, which includes both a Student and an Educator guide below, to get yourself registered, exploring and fueling up on FuelUpToPlay60.com!

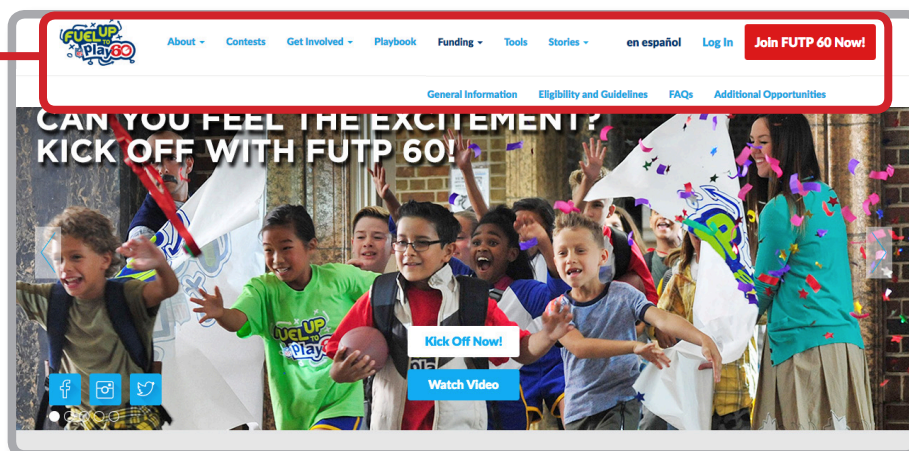


Log In/Join Buttons

When you arrive at FuelUpToPlay60.com, feel free to explore at your own pace! When you are ready to create an account or sign in, use the links in the top right corner of the site. Click "Log In" if you already have an account, or "Join FUTP 60 Now!" if you need to create a new account!

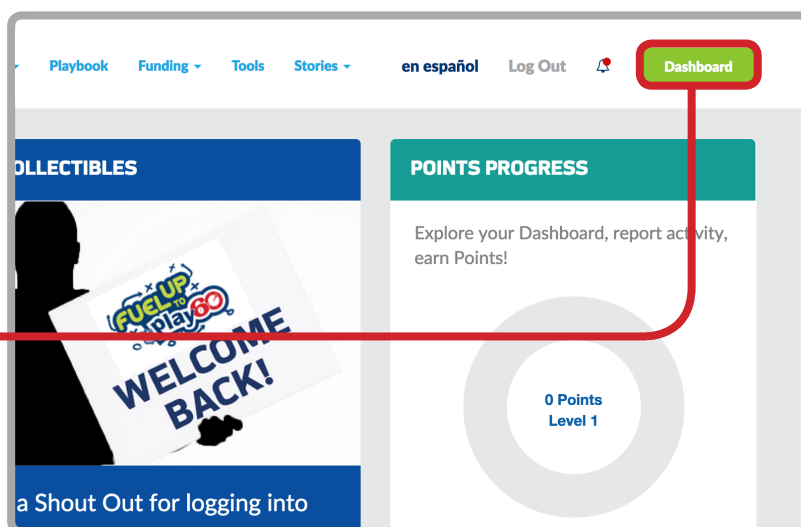
Primary Navigation

Getting around the FuelUpToPlay60.com website is easy thanks to the navigation menu! Visit a new page simply by clicking on that page's name. If you see a small triangle next to an option, click it to see any subpages that exist within that page.



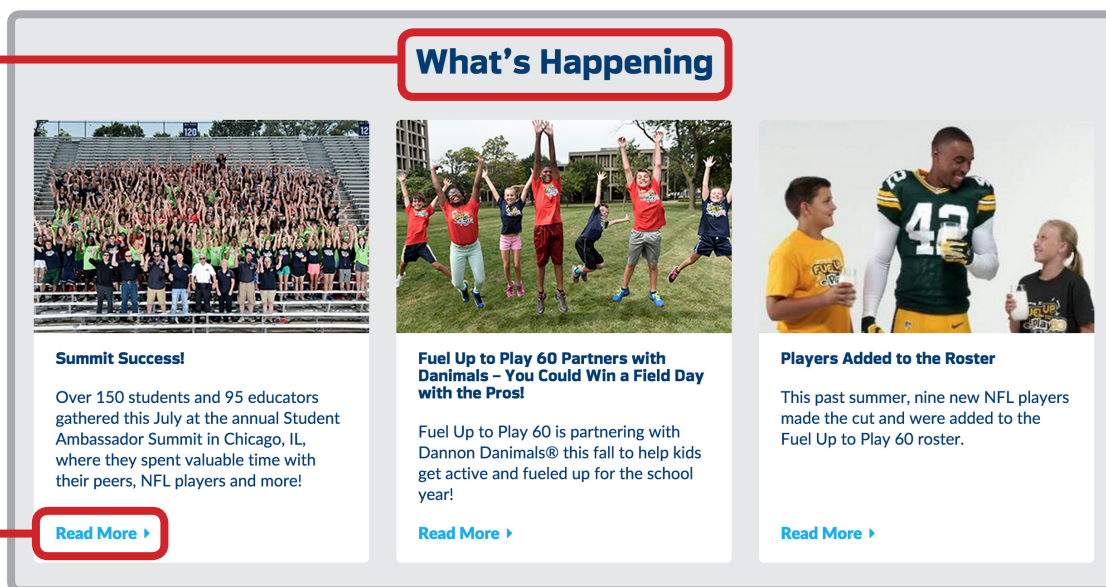
Dashboard Button

To help you get to your Dashboard after logging in, the “Join FUTP 60 Now!” button at the top of the page becomes a link to your Dashboard, where all of your personalized goodies live! See the Student Dashboard Guide or the Educator Dashboard Guide to learn more about the Dashboard and its functionalities!



What's Happening

Stay in the know! By checking out the “What's Happening” section of the FuelUpToPlay60.com website, you can keep up to date on the latest things going on in the program. Get a snapshot of what's going on in the Fuel Up to Play 60 world at the bottom of the homepage, or check out the “What's Happening” section under the “Stories” menu in the primary navigation.



Simply click the “Read More” link to continue reading about all the exciting events happening in the Fuel Up to Play 60 world!

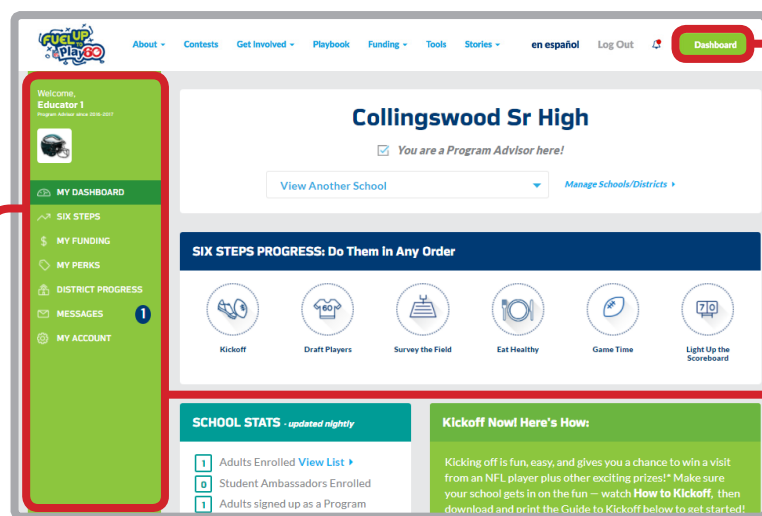


FuelUpToPlay60.com

Educator Dashboard Guide

Get in the game! Create an account on FuelUpToPlay60.com!

Any adult can create an account on FuelUpToPlay60.com, whether you're an educator, school district staff or community member. Create an account on FuelUpToPlay60.com today and make wellness part of the game plan in your school!



The Educator Dashboard

After signing in to your Fuel Up to Play 60 account, be sure to explore the Educator Dashboard to familiarize yourself with the new layout.

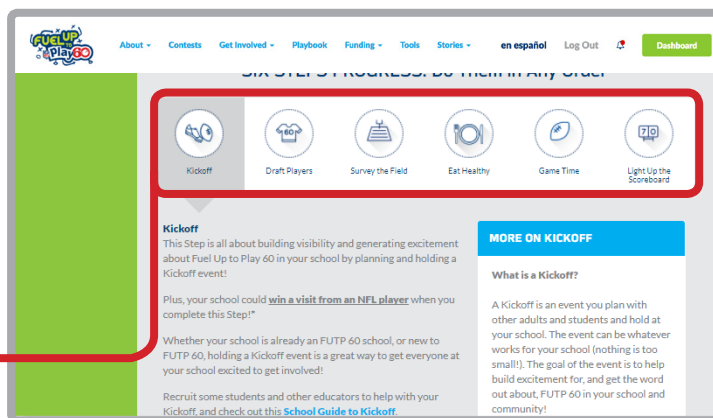
Left Navigation Bar


This navigation bar will allow you to explore your customized Educator Dashboard. From a breakdown of the Six Steps to a message hub for notifications and updates, this bar will let you cycle through all of your personalized content.

Six Steps

Using the left navigation bar, click on the "Six Steps" link to visit the Six Steps page for your school.

Track your school's progress by clicking through the different icons and reviewing which actions under each Step still need to be completed.



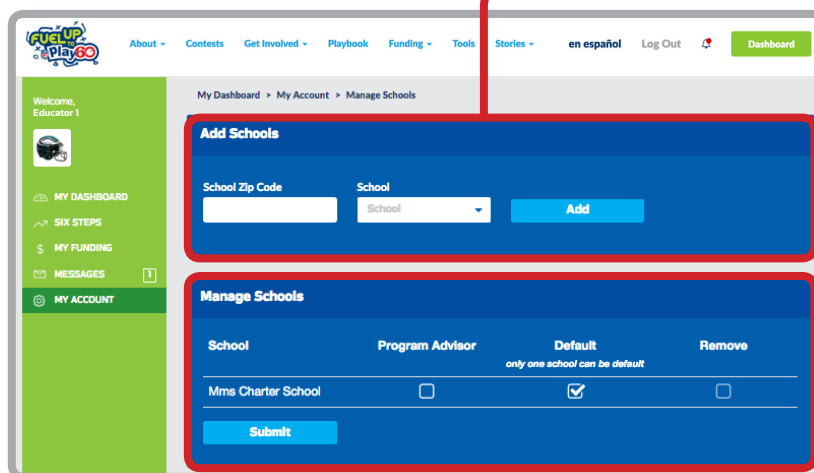


Managing Your Schools

If you are involved in the program at two or more schools and want to add an additional school to your Dashboard, click on the “Update School List” link found at the top of the “My Dashboard” and the “Six Steps” pages.

Fill out the form in the “Add Schools” tile, then click the “Add” button to include that school in your Dashboard!

You can select your default school, select whether or not you are a Program Advisor at that school or remove that school from your list using the “Manage Schools” tile.

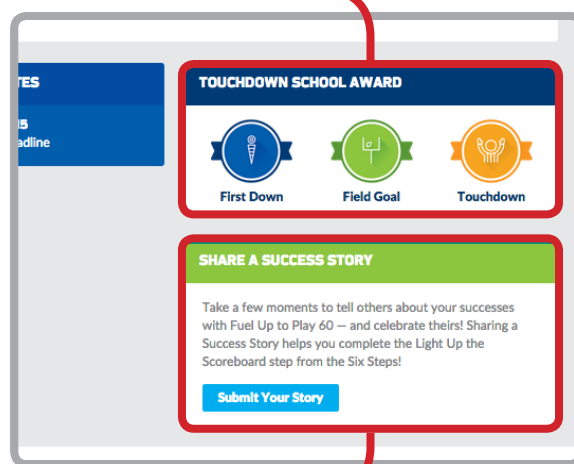


Touchdown School Award

Earn the Touchdown School Award by completing all Six Steps no later than April 1 each school year and your school will receive a Touchdown School banner and other display materials (while supplies last).

Share a Success Story

One of the Six Steps to becoming a Touchdown School is sharing a Success Story. On the “My Dashboard” page, scroll to the bottom to locate the tile “Share a Success Story.” Click the “Submit Your Story” button and fill out the form to submit your Success Story.



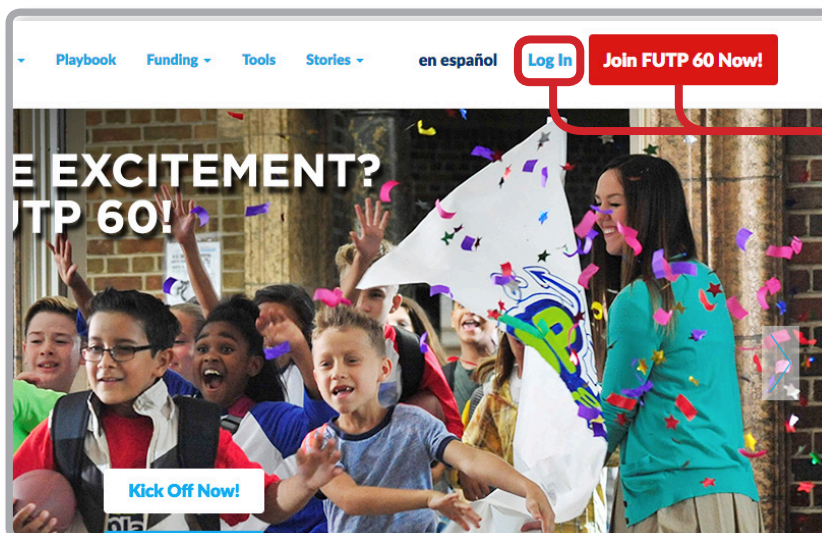


FuelUpToPlay60.com

Student Dashboard Guide

Get in the game! Create an account on FuelUpToPlay60.com!

There is much to do as a student on the FuelUpToPlay60.com website! Use this guide to learn about how to sign up for an account and how to utilize the redesigned Student Dashboard and all of the exciting new features the website has to offer!



Log In/Join Buttons

When you arrive at FuelUpToPlay60.com, feel free to explore at your own pace! When you are ready to create an account or sign in, use the links in the top right corner of the site. Click “Log In” if you already have an account, or “Join FUTP 60 Now!” if you need to create a new account!

Creating an Account

By clicking the “Join FUTP 60 Now!” button in the top right corner of any page, a blue box will drop down from the top of the screen. Be sure to select “Student” from the dropdown menu.

You must fill in the required information:

- Birthdate
- Username
- Password
- Verify Password

Lastly, check the box to pledge to eat healthy, stay active and make a difference every day, as well as the box to agree to the Terms of Use and Privacy Policy.

*Required Information

First Name

Last Name

Email Address

Email Confirmation

School Zip Code

School

Grade

How did you hear about Fuel Up to Play 60?

Student Ambassador

Student Ambassadors lead healthy changes in their schools and communities! You can become an Ambassador by implementing Plays, completing Challenges and reporting other activities on your Dashboard to earn Points! Once you hit 30,000 Points, you'll automatically be named an Ambassador.

Optional Information

Gender

Mobile Phone Number

Parent Name

Parent Email

Why are we asking this? >

Communication Preferences

☒ Fuel Up to Play 60 eNews

☒ Periodic Fuel Up to Play 60 eAlerts

☐ Unsubscribe from all communication

Select your favorite NFL team

Complete Cancel

Completing Your Registration

If you are 13 or older, you must provide the following information to complete your registration:

- First Name
- Last Name
- Email Address
- Email Confirmation
- School Zip Code
- School
- Grade
- How did you hear about Fuel Up to Play 60?

Students over 13 may also provide some optional information in the teal-colored tile.

Be sure to select your communication preferences as well!

Lastly, choose your favorite NFL team from the list and press complete!

The only option students under 13 will be given is selecting their favorite NFL team.

Under 13 Parent Permission

Students who are under the age of 13 can still create an account and earn Points. Once a student under the age of 13 reaches 30,000 Points, he or she will be prompted to complete an Under 13 Parent Permission Form that must be completed by a parent and returned to Fuel Up to Play 60 in order for that student to be considered eligible for contests and prizes. Once parent permission is received, additional registration information will be available to the student.

UNDER 13 PARENT PERMISSION FORM

Your child has requested access to the My Account page on the student Dashboard of the Fuel Up to Play 60 site. Fuel Up to Play 60 is a program founded by the NFL and National Dairy Council in collaboration with USDA, which empowers students to take charge in making small everyday changes at school that can encourage all students to exercise and eat healthy food!

In order to grant your child access to the My Account page of the student Dashboard on FuelUpToPlay60.com, please provide us with the following information for you and your student:

Student Information	Parent Information
Fuel Up to Play 60 Username:	First Name:
Date of Birth:	Last Name:

About Contests Get Involved Playbook Funding Tools Stories en español Log Out Dashboard

Welcome, Rockstar Student

Level 1

0 pts (Day)

0 pts (Year)

31,000 pts (Total)

MY DASHBOARD

MESSAGES

MINI-LESSONS

CHALLENGES

MY PLAYS

GET THE WORD OUT

MY ACCOUNT

SHOUT OUTS + COLLECTIBLES

You've earned a Shout Out for logging into your Fuel Up to Play 60 account!

View My Collectibles >

FEATURED CHALLENGE

Ends September 25

POINTS PROGRESS

Explore your Dashboard, report activity, earn Points!

0 Points Level 1

15,000 Points to Level 2

Level 1

Level 2

Level 3

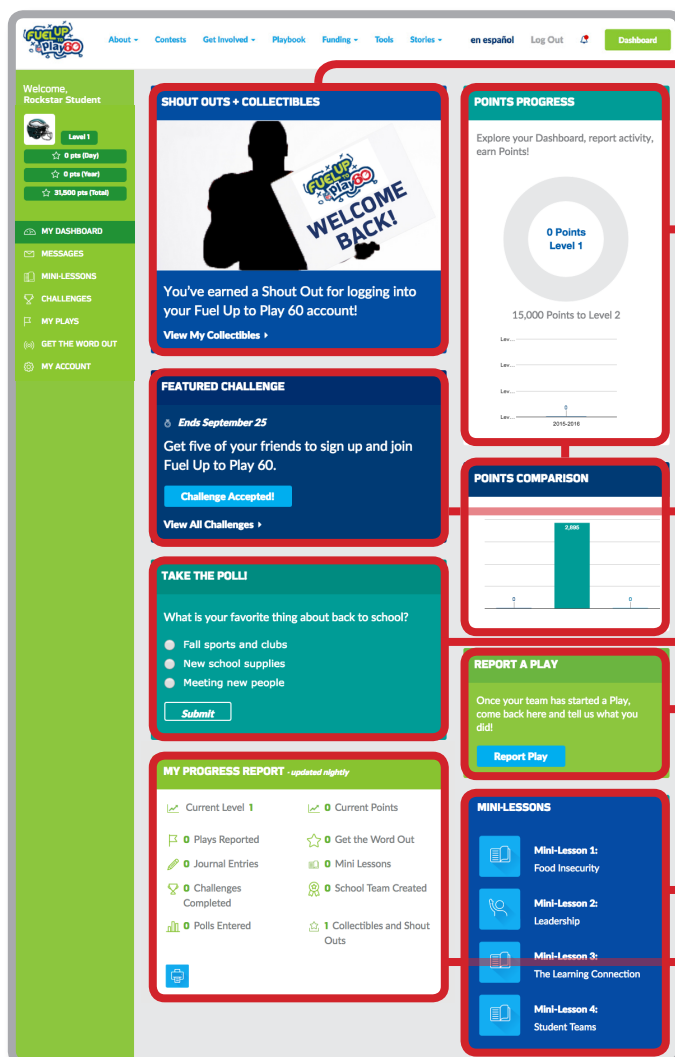
Level 4

Level 5

2016-2018

The Student Dashboard

After registering or logging in, you will be taken to the Student Dashboard on the FuelUpToPlay60.com website. Make sure you familiarize yourself with the various functions and features on the Dashboard — after all, there is tons to do!



My Dashboard

Learn all about the Student Dashboard to utilize all that Fuel Up to Play 60 has to offer!

Throughout the school year, you'll receive different Shout Outs & Collectibles for completing different tasks, reporting on them and earning Points! Click the "View My Collectibles" link to see everything you've earned!

Keep track of your Points each school year by checking out the "Points Progress" tile on the Dashboard. You can also see how your Points stack up against the national average and the district average!

Be sure to take part in the Featured Challenge on the Student Dashboard to get involved and get active!

You can take part in monthly Polls on the Dashboard, as well! Answer fun questions to see how your answers compare to those of the rest of the nation!

You can report a Play directly from your Dashboard by clicking the "Report Play" button in the "Report a Play" tile.

Mini-Lessons make you the expert on topics like Leadership, Student Teams and more! They are also a great way to get lots of Points and Level Up!

Check out the tally of all your reported activity in the Progress Report Box! If you're over 13, you can email your report directly to your Program Advisor. Under 13? No problem! Just print your report and hand it in.

Navigating the Student Dashboard

With the green sidebar navigation, you have access to all sorts of pages within the Student Dashboard! "My Dashboard" is where you will find a snapshot of everything you need to know. By clicking the "Messages" link, you'll be taken to your Message Hub, where all of your important messages and notifications will be stored. Take part in featured Challenges and earn Points by clicking on the "Challenges" link. You can also earn Points by reporting Plays via the "My Plays" link. Spread the word about Fuel Up to Play 60 by visiting the "Get the Word Out" page and telling us how you helped promote Fuel Up to Play 60 in your school! Lastly, the "My Account" link allows you to edit any information that you entered during registration.

